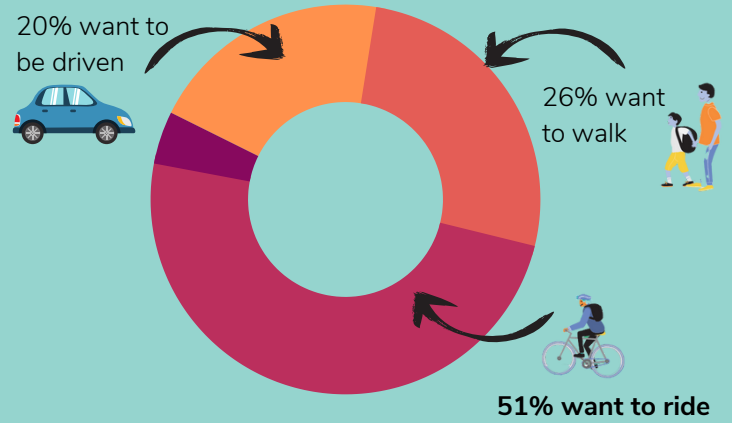
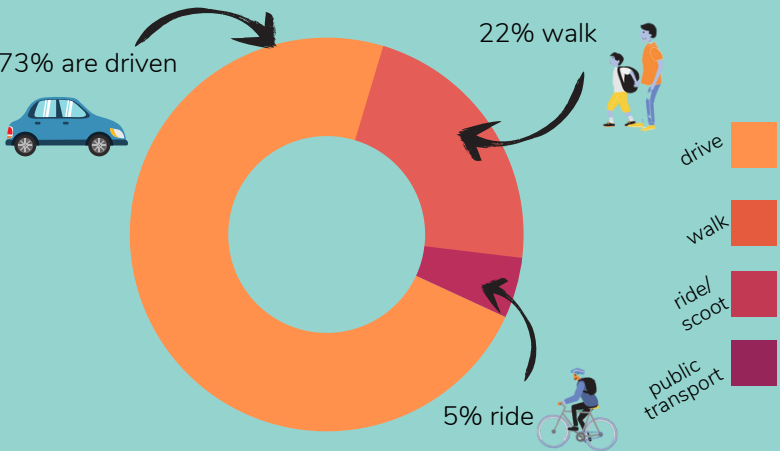




St Oliver Plunkett Primary

Ride & Stride parent & student survey findings

How students currently travel to school vs. How students would like to travel to school



91%



of all families live within a 10min ride or a 20min walk of school

1.05 kms

the average distance our families live from school. That's a..

- 10-12min walk
- 5min ride

93%

of children have a working bike

47%



of children are considered safe & competent riders

From the kids

"What is one thing you like about walking or riding to school?"


'We get to see animals, nature, and other students. It is also good because it is the only time we get to have a walk outside and enjoy the fresh air'

'I like walking to school with my mum because I love her and we have great chats and we laugh together!'

Top Ride & Stride areas to address at St Oliver Plunkett Primary School:

'What would make it easier for you & your children to walk, scoot or ride their bike to school more often?'

1. Knowledge that my child has arrived safely if travelling independently/with friends
2. Programs to teach my child about road safety & independent travel
3. Knowledge of safe walking/riding routes to school
4. Less car traffic around the school gates
5. Safe cycling education for children



Current Active Travel Rate: 27% → Target Active Travel Rate: 37%